— GOKU Versatile F405 2S AIO w/build-in ELRS2.4G RX —

- GOKU Versatile F405 2S AIO w/build-in ELRS2.4G RX -

V1.0

Flight Control:

- SIZE: 30*30mm Weight: 4.1g
- Hole: 25.5*25.5~3mm
- MCU: STM32F405
- UARTS: 1,2,3,4,5,6
- MOTOR: M1-M4 OUTPUT
- I2C: SCL/SDA
- GYRO: MPU6000/BMI270
- Barometer: BMP280
- LED:2*WS2812 Flash: 8M
- BEC: 5V 2A
- Firmware: FLYWOOF405S_AIO

BLHELI_S ESC:

- Built-in 1S/2S 12A BL_S 4in1 ESC
- Support Oneshot125, Oneshot42, Multishot, Dshot150, Dshot300, Dshot600
- Input Voltage: 1-2S Lipo
- Firmware: BLHELI_S
- Firmware: Z_H_30_REV16.7

ELRS2.4G RX:

- ESP8285 MCU
- SX1280IMLTRT RF Module
- Frequency Range: 2400 MHz to 2500 MHz
- Maximum receive refresh rate: 500Hz
- Minimum receive refresh rate: 25Hz
- Serial: UART 1
- Firmware: Flywoo EL24P 2400 RX
- Version: 2.X.X

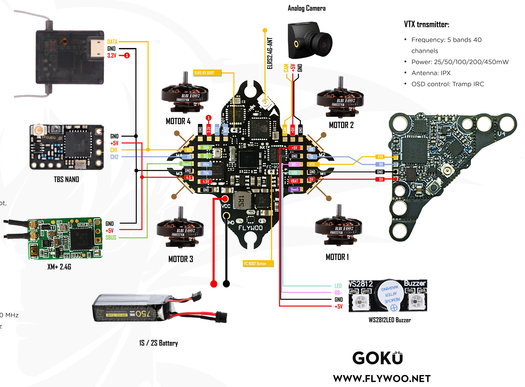

Warning

When you receive The FC, please follow the steps below to check if the FC function is complet before soldering and updating the firmware.

- **Place the FC horizontally and connect to Betaflight. Perform calibration and check if the direction is correct.**
- **Open the sensor interface and check whether the fluctuations of the gyroscope, accelerometer, and barometer (If Available) are normal**
- **If you need to upgrade the firmware, please export your FC settings before upgrading. To prevent loss of configuration. At the same time, please use the correct firmware according to the target given in the manual.**

TBS

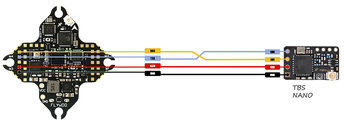

DSM

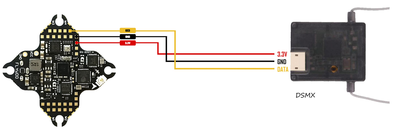

Identifier	Configuration/MSP	Serial Rx
USB VCP	115200	
UART1	115200	✓

XM+

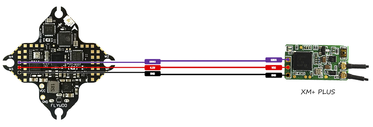

Identifier	Configuration/MSP	Serial Rx
USB VCP	115200	
UART1	115200	✓

Receiver

Serial-based receiver (SPEKSAT, S ▾ — Receiver Mode

Note: Remember to configure a Serial Port (via Ports tab) and choose a Serial Receiver Provider when using RX_SERIAL feature.

SBUS ▾ — Serial Receiver Provider

R9M

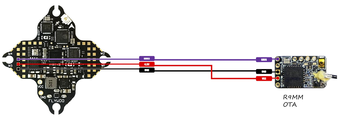

Identifier	Configuration/MSP	Serial Rx
USB VCP	115200	
UART1	115200	✓

Receiver

Serial-based receiver (SPEKSAT, S ▾ — Receiver Mode

Note: Remember to configure a Serial Port (via Ports tab) and choose a Serial Receiver Provider when using RX_SERIAL feature.

SBUS ▾ — Serial Receiver Provider

ANALOG VTX

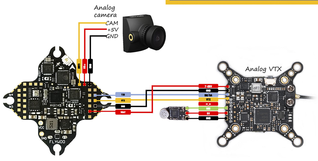

Identifier	Configuration/MSP	Serial Rx	Telemetry Output	Sensor Type	Peripheral
UART1	115200	2B	Disabled	Auto	Disabled
UART2	115200	MSP	Disabled	Auto	Disabled
UART3	115200	2B	GPS	NMEA	Disabled
UART4	115200	2B	Disabled	Auto	Disabled
UART5	115200	2B	Disabled	Auto	Disabled
UART6	115200	2B	Disabled	Auto	Analog VTX (HDZero)

ON	ARMODE	Permanently enable Airmode
ON	OSD	On Screen Display
ON	DYNAMIC_FILTER	Dynamic gyro notch filtering

ANALOG VTX

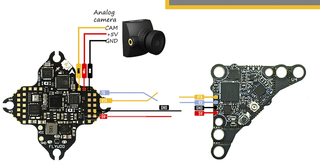

Identifier	Configuration/MSP	Serial Rx	Telemetry Output	Sensor Type	Peripheral
UART1	115200	2B	Disabled	Auto	Disabled
UART2	115200	MSP	Disabled	Auto	Disabled
UART3	115200	2B	GPS	NMEA	Disabled
UART4	115200	2B	Disabled	Auto	Disabled
UART5	115200	2B	Disabled	Auto	Disabled
UART6	115200	2B	Disabled	Auto	Analog VTX (HDZero)

ON	ARMODE	Permanently enable Airmode
ON	OSD	On Screen Display
ON	DYNAMIC_FILTER	Dynamic gyro notch filtering